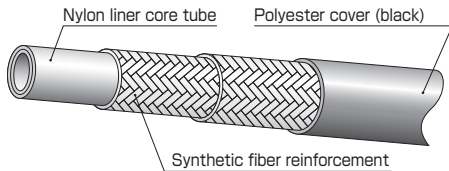


3700 Series (for low temperature environment)

3700

Features

- High flexibility and steady performance under low temperature environment (-55°C)
- JIS K 6375 A certificated, SAE100R7 certificated



Part No.	Size			Max. working pressure		Min. burst pressure		Min. bending radius (mm)	Weight (g/m)	Coupling	
	Size No.	I.D. (in.)	I.D. (mm)	O.D. (mm)	(MPa)	(PSi)	(MPa)				(PSi)
3700-03	03	3/16	4.8	10.5	21.0	3,000	84.0	12,000	19	76	Swage
3700-04	04	1/4	6.3	12.8	19.5	2,850	77.0	11,200	32	101	
3700-06	06	3/8	9.5	16.3	16.0	2,300	63.0	9,100	51	141	
3700-08	08	1/2	12.7	20.2	14.0	2,000	56.0	8,000	76	196	

- Appropriate fluid : mineral general operating oil
- Working temperature range : -55 to $+100^{\circ}\text{C}$
- Length in a unit package : 100m

Hydraulic Hose

Airless-painting Hose

Clean Hose

Adapter

Hose Guard Parts, Specially-Treated Parts

Assembling Machine, Jig, Tool

Hose Assembling Method

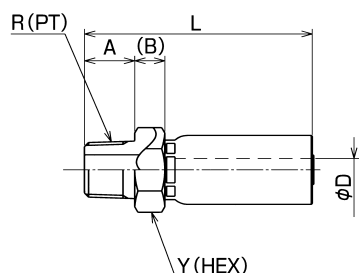
Technical Document

Reference Document

[Swage type]

(For N3130, 3130, 3000) (For 3700)

SA



Part No.	Size No.	R	A	B	Min. I.D. φD	L	Y (HEX)	Weight (g)	Pusher	Die
SSA-PT-02	02	1/8	10	6.5	1.8	38	14	15	PSA-02	SP3-02-001
SA-PT-03	03	1/4	13	8.5	2.8	57	19	50	PSA-04	SP3-03
SA-PT-04	04	1/4	13	8.5	3.9	61	19	60	PSA-04	SP3-04
SA-PT-05	05	3/8	15	9.0	5.6	62	22	80	PSA-06	SP3-05
SA-PT-06	06	3/8	15	9.0	6.8	67	22	90	PSA-06	SP3-06
SA-PT-08	08	1/2	18	10.0	10.0	76	27	140	PSA-08	SP3-08
SA-PT-12	12	3/4	20	10.0	16.0	82	36	220	PSA-12	SP3-12
SA-PT-16	16	1	23	10.0	20.9	100	41	340	PSA-16	SP3-16

- Material : steel
- Adapter : 030, 130

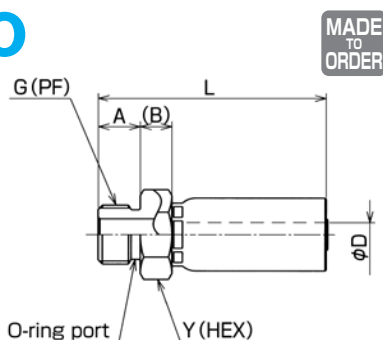
Stainless steel type

Part No.	Size No.	R	A	B	Min. I.D. φD	L	Y (HEX)	Weight (g)	Pusher	Die	
										First	Second
SSA-PT-02-S	02	1/8	10	6.5	1.8	38	14	15	PSA-02	SP3-02-001	-
SA-PT-03-S	03	1/4	13	8.5	3.0	57	19	50	PSA-04	SP3-03-1-ST	SP3-03
SA-PT-04-S	04	1/4	13	8.5	3.9	60	19	60	PSA-04	SP3-04-1-ST	KM-04* SP3-04*
SA-PT-06-S	06	3/8	15	9.0	6.8	67	22	90	PSA-06	SP3-06-1-ST	SP3-06
SA-PT-08-S	08	1/2	18	10.0	10.0	76	27	140	PSA-08	SP3-08-1-ST	SP3-08
SA-PT-12-S	12	3/4	20	10.0	16.0	82	36	220	PSA-12	SP3-12-1-ST	SP3-12
SA-PT-16-S	16	1	23	10.0	20.9	100	41	340	PSA-16	SP3-16-1-ST	SP3-16

- Material : stainless steel SUS304
- Adapter : 030, 130

* Use KM-04 for N3130 and 3700, and SP3-04 for 3130 and 3000.

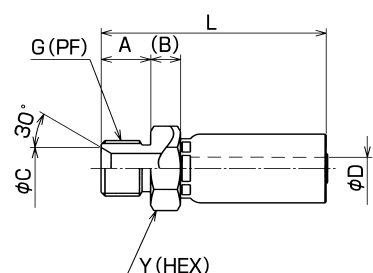
SO



Part No.	Size No.	G	A	B	Min. I.D. φD	L	Y (HEX)	Weight (g)	Pusher	Die
SO-PF-04	04	1/4	11	8.5	3.9	59	19	55	PSA-04	SP3-04
SO-PF-06	06	3/8	12	9.0	6.8	64	22	85	PSA-06	SP3-06
★ SO-PF-08	08	1/2	15	10.0	10.0	73	27	135	PSA-08	SP3-08

- Material : steel
- O-ring : 04-JIS B2401-P11, 06-JIS B2401-P14, 08-JIS B2401-P18
- 🔗 O-ring is not mounted inside.
- ★ Made-to-order

SC



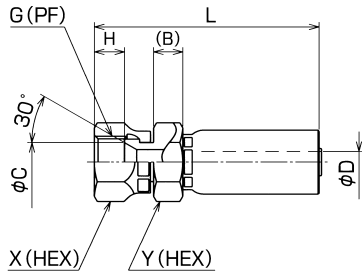
Part No.	Size No.	G	A	B	C	Min. I.D. φD	L	Y (HEX)	Weight (g)	Pusher	Die
SC-PF-03	03	1/4	13	8.5	9.5	2.8	57	19	50	PSA-04	SP3-03
SC-PF-04	04	1/4	13	8.5	9.5	3.9	61	19	60	PSA-04	SP3-04
SC-PF-06	06	3/8	15	9.0	12.5	6.8	67	22	90	PSA-06	SP3-06
SC-PF-08	08	1/2	18	10.0	16.5	10.0	76	27	140	PSA-08	SP3-08
SC-PF-12	12	3/4	20	10.0	21.5	16.0	82	36	220	PSA-12	SP3-12
SC-PF-16	16	1	22	10.0	27.5	20.9	99	41	340	PSA-16	SP3-16

- Material : steel
- Adapter : 060

[Swage type]

(For N3130, 3130, 3000) (For 3700)

SE



Part No.	Size No.	G	B	C	Min. I.D. φD	H	L	X (HEX)	Y (HEX)	Weight (g)	Pusher	Die
SSE-PF-02	02	1/8	4.0	6.8	1.8	7.0	42	14	14	25	PSE-02-001	SP3-02-001
SE-PF-03	03	1/4	6.0	9.5	2.8	8.0	58	19	19	70	PSE-03	SP3-03
SE-PF-04	04	1/4	8.0	9.3	3.9	8.0	64	19	17	75	PSE-04	SP3-04
SE-PF-05	05	3/8	8.5	12.0	5.6	10.0	66	22	22	100	PSE-05	SP3-05
SE-PF-06	06	3/8	9.5	12.3	6.8	10.0	71	22	19	100	PSE-06	SP3-06
SE-PF-08	08	1/2	9.0	15.5	10.0	12.5	80	27	27	170	PSE-08	SP3-08
SE-PF-12	12	3/4	10.5	21.5	16.0	13.0	87	36	36	280	PSE-12	SP3-12
SE-PF-16	16	1	11.0	27.5	20.9	15.0	105	41	41	400	PSE-16	SP3-16

■ Material : steel

■ Adapter : 010, 045, 090, 150, 020, 025, 064, 069, 030

Stainless steel type

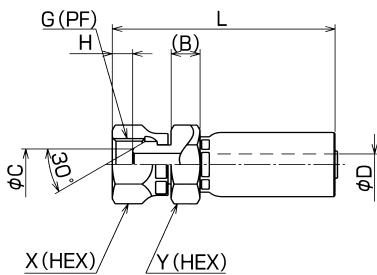
Part No.	Size No.	G	B	C	Min. I.D. φD	H	L	X (HEX)	Y (HEX)	Weight (g)	Pusher	Die	
												First	Second
SSE-PF-02-S	02	1/8	4.0	7.0	1.8	7.0	42	14	14	25	PSE-02-001	SP3-2-001	-
SE-PF-03-S	03	1/4	6.0	9.0	3.0	8.0	58	19	19	70	PSE-03	SP3-03-1-ST	SP3-03
SE-PF-04-S	04	1/4	8.5	9.5	3.9	8.0	63	19	19	80	PSE-04	SP3-04-1-ST	KM-04* SP3-04*
SE-PF-06-S	06	3/8	9.5	12.5	6.8	10.0	71	22	22	110	PSE-06	SP3-06-1-ST	SP3-06
SE-PF-08-S	08	1/2	9.0	16.0	10.0	12.0	80	27	27	170	PSE-08	SP3-08-1-ST	SP3-08
SE-PF-12-S	12	3/4	10.5	21.5	16.0	13.0	87	36	36	280	PSE-12	SP3-12-1-ST	SP3-12
SE-PF-16-S	16	1	11.0	27.5	20.9	15.0	105	41	41	400	PSE-16	SP3-16-1-ST	SP3-16

■ Material : stainless steel SUS304

■ Adapter : 010, 045, 090, 150, 020, 025, 064, 069, 030

* Use KM-04 for N3130 and 3700, and SP3-04 for 3130 and 3000.

SF



Part No.	Size No.	G	B	C	Min. I.D. φD	H	L	X (HEX)	Y (HEX)	Weight (g)	Pusher	Die
SSF-PF-02	02	1/8	4.0	5.0	1.8	3.0	41	14	14	25	PSE-02-001	SP3-02-001
SF-PF-03	03	1/4	6.0	7.5	2.8	5.5	58	19	19	70	PSE-03	SP3-03
SF-PF-04	04	1/4	8.5	7.5	3.9	5.5	63	19	17	75	PSE-04	SP3-04
SF-PF-05	05	3/8	8.5	10.0	5.6	6.5	66	22	22	100	PSE-05	SP3-05
SF-PF-06	06	3/8	9.5	10.0	6.8	6.5	71	22	19	100	PSE-06	SP3-06
SF-PF-08	08	1/2	9.0	14.0	10.0	9.0	80	27	27	170	PSE-08	SP3-08
SF-PF-12	12	3/4	10.5	19.0	16.0	9.5	87	36	36	280	PSE-12	SP3-12
SF-PF-16	16	1	11.0	25.4	20.9	10.0	105	41	41	410	PSE-16	SP3-16

■ Material : steel

■ Adapter : 110, 145, 190, 130

Stainless steel type

Part No.	Size No.	G	B	C	Min. I.D. φD	H	L	X (HEX)	Y (HEX)	Weight (g)	Pusher	Die	
												First	Second
SSF-PF-02-S	02	1/8	4.0	5.0	1.8	3.0	41	14	14	25	PSE-02-001	SP3-2-001	-
SF-PF-04-S	04	1/4	8.5	7.5	3.9	5.5	63	19	19	80	PSE-04	SP3-04-1-ST	KM-04* SP3-04*
SF-PF-06-S	06	3/8	9.5	10.0	6.8	6.5	71	22	22	110	PSE-06	SP3-06-1-ST	SP3-06
SF-PF-08-S	08	1/2	9.0	13.2	10.0	9.0	80	27	27	170	PSE-08	SP3-08-1-ST	SP3-08
SF-PF-12-S	12	3/4	10.5	19.0	16.0	9.5	87	36	36	280	PSE-12	SP3-12-1-ST	SP3-12
SF-PF-16-S	16	1	11.0	25.4	20.9	10.0	105	41	41	400	PSE-16	SP3-16-1-ST	SP3-16

■ Material : stainless steel SUS304

■ Adapter : 110, 145, 190, 130

* Use KM-04 for N3130 and 3700, and SP3-04 for 3130 and 3000.

Hydraulic Hose

Airless-painting Hose

Clean Hose

Adapter

Hose Guard Parts, Specially-Treated Parts

Assembling Machine, Jig, Tool

Hose Assembling Method

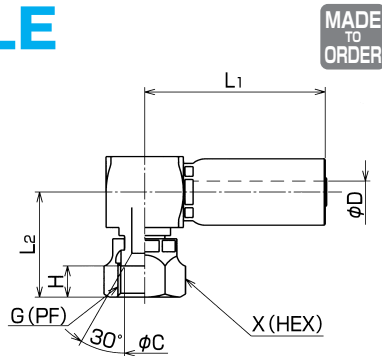
Technical Document

Reference Document

[Swage type]

(For N3130, 3130, 3000) (For 3700)

SLE



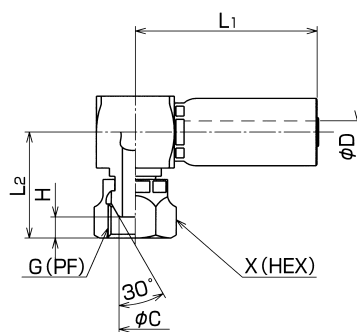
Part No.	Size No.	G	C	Min. I.D. φD	H	L ₁	L ₂	X (HEX)	Weight (g)	Pusher	Die
★ SLE-PF-04	04	1/4	9.5	3.9	8.0	49	28	19	115	PSL-04	SP3-04
★ SLE-PF-06	06	3/8	12.5	6.8	9.5	55	33	22	116	PSL-06	SP3-06
★ SLE-PF-08	08	1/2	16.0	10.0	12.0	62	37	27	255	PSL-08	SP3-08

■ Material : steel

■ Adapter : 010, 045, 090, 150, 020, 025, 064, 069, 030

★Made-to-order

SL



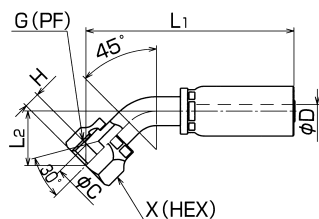
Part No.	Size No.	G	C	Min. I.D. φD	H	L ₁	L ₂	X (HEX)	Weight (g)	Pusher	Die
SL-PF-04	04	1/4	7.5	3.9	5.5	54	28	19	115	PSL-04	SP3-04
SL-PF-06	06	3/8	10.0	6.8	6.5	55	33	22	165	PSL-06	SP3-06
SL-PF-08	08	1/2	13.2	10.0	9.0	62	37	27	255	PSL-08	SP3-08
★ SL-PF-12	12	3/4	19.0	16.0	9.5	71	43	36	550	PSL-12	SP3-12

■ Material : steel

■ Adapter : 110, 145, 190, 130

★Made-to-order

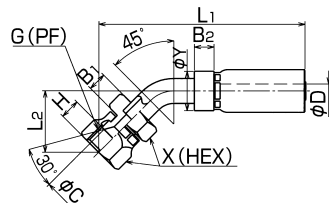
AE45, SE45



Part No.	Size No.	G	C	Min. I.D. φD	H	L ₁	L ₂	X (HEX)	Weight (g)	Pusher	Die
AE45-G-04	04	1/4	9.0	3.2	8.0	71	18	19	70	PFB-01+PA-04	SP3-04
AE45-G-06	06	3/8	12.0	5.6	9.5	87	25	22	105	PFB-01+PA-06	SP3-06
AE45-G-08	08	1/2	15.5	8.7	12.5	102	29	27	170	PFB-01+PA-08	SP3-08

■ Material : steel

■ Adapter : 010, 045, 090, 150, 020, 025, 064, 069, 030



Part No.	Size No.	G	B ₁	B ₂	C	Min. I.D. φD	H	L ₁	L ₂	X (HEX)	φY	Weight (g)	Pusher	Die
★ SE45-PF-12	12	3/4	10.5	12.5	21.0	16.0	13.5	129	40	36	30	380	PFB-02+PHB-12	SP3-12
★ SE45-PF-16	16	1	12.5	12.5	28.0	20.9	16.5	154	47	41	36	590	PFB-02+PHB-16	SP3-16

■ Material : steel

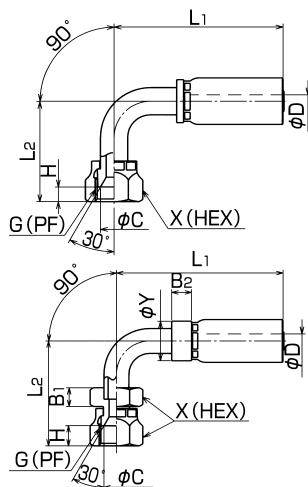
■ Adapter : 010, 045, 090, 150, 020, 025, 064, 069, 030

★Made-to-order

[Swage type]

(For N3130, 3130, 3000) (For 3700)

AE90, SE90



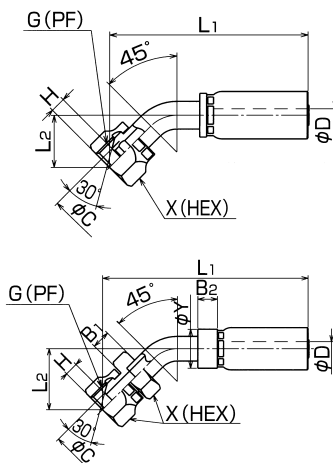
Part No.	Size No.	G	C	Min. I.D. phi D	H	L1	L2	X (HEX)	Weight (g)	Pusher	Die
AE90-G-04	04	1/4	9.0	3.2	8.0	59	33	19	75	PFB-01+PA-04	SP3-04
AE90-G-06	06	3/8	12.0	5.6	9.5	74	45	22	115	PFB-01+PA-06	SP3-06
AE90-G-08	08	1/2	15.5	8.7	12.5	83	54	27	180	PFB-01+PA-08	SP3-08

■ Material : steel
 ■ Adapter : 010, 045, 090, 150, 020, 025, 064, 069, 030

Part No.	Size No.	G	B1	B2	C	Min. I.D. phi D	H	L1	L2	X (HEX)	phi Y	Weight (g)	Pusher	Die
SE90-PF-12	12	3/4	10.5	12.5	21.0	16.0	13.5	108	77	36	30	405	PFB-02+PHB-12	SP3-12
SE90-PF-16	16	1	12.5	12.5	28.0	20.9	16.5	127	87	41	36	645	PFB-02+PHB-16	SP3-16

■ Material : steel
 ■ Adapter : 010, 045, 090, 150, 020, 025, 064, 069, 030

AF45, SF45



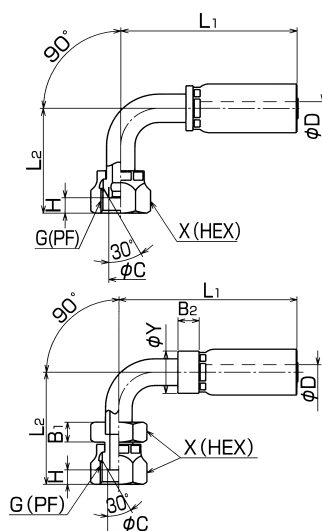
Part No.	Size No.	G	C	Min. I.D. phi D	H	L1	L2	X (HEX)	Weight (g)	Pusher	Die
AF45-G-04	04	1/4	7.0	3.2	5.5	73	19	19	70	PFB-01+PA-04	SP3-04
AF45-G-06	06	3/8	10.0	5.6	6.5	85	23	22	110	PFB-01+PA-06	SP3-06
AF45-G-08	08	1/2	14.0	8.7	9.0	103	29	27	155	PFB-01+PA-08	SP3-08

■ Material : steel
 ■ Adapter : 110, 145, 190, 130

Part No.	Size No.	G	B1	B2	C	Min. I.D. phi D	H	L1	L2	X (HEX)	phi Y	Weight (g)	Pusher	Die
★ SF45-PF-12	12	3/4	10.5	12.5	19.0	16.0	9.5	129	40	36	30	381	PFB-02+PHB-12	SP3-12
★ SF45-PF-16	16	1	11.0	12.5	25.4	20.9	10.0	151	60	41	36	601	PFB-02+PHB-16	SP3-16

■ Material : steel
 ■ Adapter : 110, 145, 190, 130
 ★ Made-to-order

AF90, SF90



Part No.	Size No.	G	C	Min. I.D. phi D	H	L1	L2	X (HEX)	Weight (g)	Pusher	Die
AF90-G-04	04	1/4	7.0	3.2	5.5	61	33	19	75	PFB-01+PA-04	SP3-04
AF90-G-06	06	3/8	10.0	5.6	6.5	74	45	22	115	PFB-01+PA-06	SP3-06
AF90-G-08	08	1/2	14.0	8.7	9.0	83	52	27	165	PFB-01+PA-08	SP3-08

■ Material : steel
 ■ Adapter : 110, 145, 190, 130

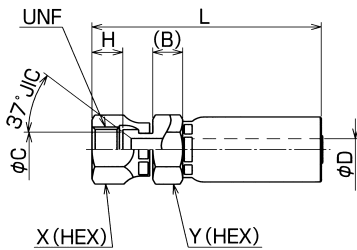
Part No.	Size No.	G	B1	B2	C	Min. I.D. phi D	H	L1	L2	X (HEX)	phi Y	Weight (g)	Pusher	Die
★ SF90-PF-12	12	3/4	10.5	12.5	19.0	16.0	9.5	108	77	36	30	405	PFB-02+PHB-12	SP3-12
★ SF90-PF-16	16	1	11.0	12.5	25.4	20.9	10.0	127	86	41	36	645	PFB-02+PHB-16	SP3-16

■ Material : steel
 ■ Adapter : 110, 145, 190, 130
 ★ Made-to-order

[Swage type]

(For N3130, 3130, 3000) (For 3700)

SK



Part No.	Size No.	UNF	B	C	Min. I.D. φD	H	L	X (HEX)	Y (HEX)	Weight (g)	Pusher	Die
SK-7/16-03	03	7/16	6.5	7.5	2.8	10.0	58	15.9	14.3	50	PSK-7/16-04	SP3-03
SK-7/16-04	04	7/16	6.5	7.5	3.9	10.0	61	15.9	15.9	60	PSK-7/16-04	SP3-04
★ SK-1/2-04	04	1/2	9.5	9.0	3.9	9.5	65	19.0	15.9	60	PSK-9/16-04★★	SP3-04
★ SK-9/16-04	04	9/16	7.0	11.0	3.9	10.0	65	19.0	15.9	65	PSK-9/16-04	SP3-04
SK-9/16-06	06	9/16	9.5	11.0	6.8	10.0	72	19.0	19.0	90	PSK-9/16-06	SP3-06
★ SK-3/4-06	06	3/4	8.5	14.5	6.8	12.0	72	24.0	19.0	95	PSK-3/4-06	SP3-06
SK-3/4-08	08	3/4	9.0	14.5	10.0	12.0	77	24.0	22.0	125	PSK-3/4-08	SP3-08
★ SK-7/8-08	08	7/8	9.0	17.3	10.0	13.0	81	27.0	22.0	145	PSE-08	SP3-08

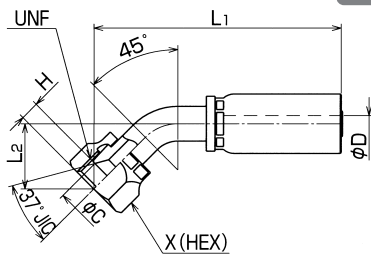
■ Material : steel

★Made-to-order

★★又は、PSK-1/2-04

AK45

MADE TO ORDER



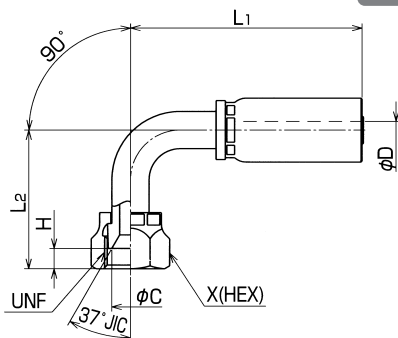
Part No.	Size No.	UNF	C	Min. I.D. φD	H	L ₁	L ₂	X (HEX)	Weight (g)	Pusher	Die
★ AK45-7/16-03	03	7/16	7.5	2.6	9.0	69	18	19	57	PFB-01+PA-04	SP3-03
★ AK45-7/16-04-C	04	7/16	7.5	3.2	9.0	72	18	19	64	PFB-01+PA-04	SP3-04
★ AK45-9/16-06-C	06	9/16	11.0	5.6	10.0	89	24	22	110	PFB-01+PA-06	SP3-06
★ AK45-3/4-08-C	08	3/4	14.5	8.7	11.5	100	27	27	161	PFB-01+PA-08	SP3-08

■ Material : steel

★Made-to-order

AK90

MADE TO ORDER



Part No.	Size No.	UNF	C	Min. I.D. φD	H	L ₁	L ₂	X (HEX)	Weight (g)	Pusher	Die
★ AK90-7/16-03	03	7/16	7.5	2.6	9.0	58	32	19	62	PFB-01+PA-04	SP3-03
★ AK90-7/16-04-C	04	7/16	7.5	3.2	9.0	61	32	19	69	PFB-01+PA-04	SP3-04
★ AK90-9/16-06-C	06	9/16	11.0	5.6	10.0	74	43	22	117	PFB-01+PA-06	SP3-06
★ AK90-3/4-08-C	08	3/4	14.5	8.7	11.5	83	47	27	171	PFB-01+PA-08	SP3-08

■ Material : steel

★Made-to-order