


DN20 ALUMINUM (3/4")

PLUS

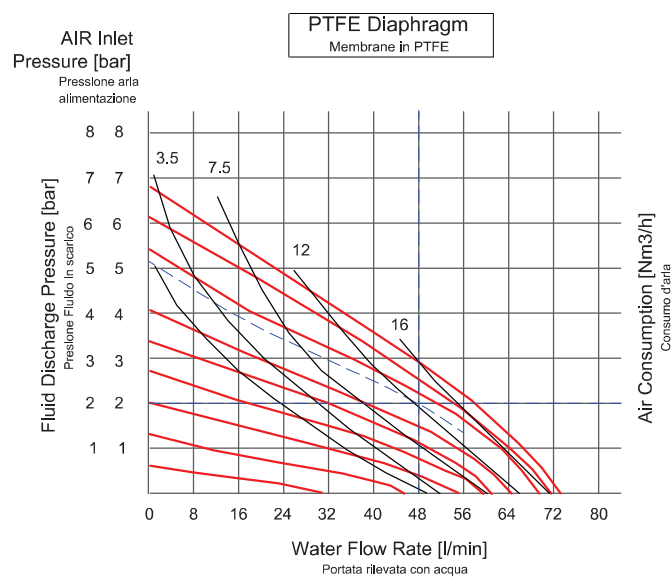
- Stainless Steel Screws
- Replaceable Inlet/Outlet valves
- Three Inlet and Three Outlet Ports for easier installations




TECHNICAL DATA

Adjustable Flow Rate	0÷72 l/min
Inlet/Outlet Ports	3/4" Gas Thread
Solids Max Size	3 mm
Max suction lift dry / wet	4,8 / 7,5 m
Air Inlet	1/4" Gas
Air Supply Pressure (Min / Max)	1 / 6.8 bar
Weight	8,5 Kg
Noise Level	<78 dB [A]
Diaphragms, gaskets, valves	Configurable based on the fluid to process

PERFORMANCE





DIMENSIONS

